

The Teaching and Learning Center Launches: **.myArea2Learn**

What is **.myArea2Learn**? This is an area within D2L that contains the following items based on your selected role.

Note: the 4168 that appears in front of **.myArea2Learn** is for sorting purposes only but is also the Teaching and Learning Center campus extension.

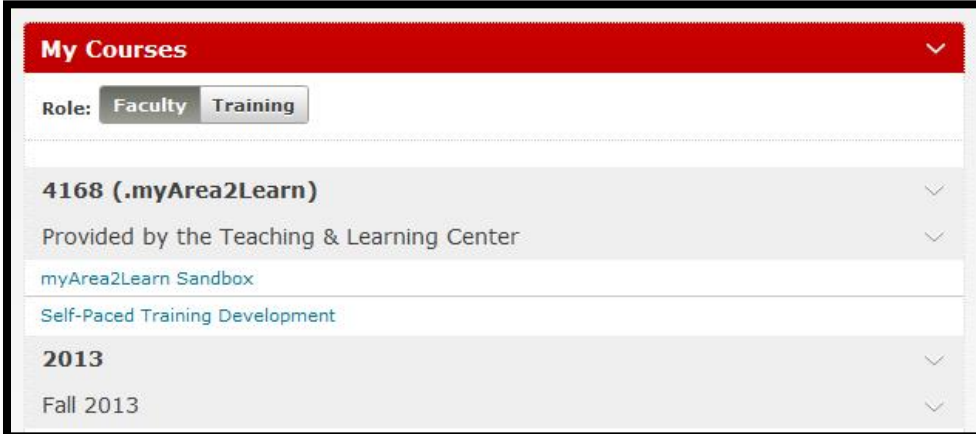
- Faculty Role (default)
 - myArea2Learn Sandbox –a blank canvas course shell where you can test, practice, develop, create a course, and do whatever you like without modifying an active or archived course as you may have had to do in the past. What is the advantage of this area? You can try new things without impacting active or archived courses. You also don't have to be concerned with making mistakes when testing or exploring new items to implement into your courses. You can develop and test an entire course in this area and then copy the course to an active shell that is available to students.
 - Self-Paced Training Development –a course shell that is used when working through the D2L Self-Paced Training which is now available to you when the Training Role is selected. Please review the information below for more details.
- Training Role (must be selected by the user) - can be selected by using the Tab or Drop Down Menu as shown below
 - D2L Student Orientation – D2L10SO – This course is the Student Orientation to D2L which has recently been made available to all students. Why do I need this available to me? So you can review the information that is being delivered to the students and aid in the development of your courses. When receiving questions about D2L items covered within the student orientation, you can remind them to go through the orientation course or re-review those materials. Do not hesitate to provide feedback to the Teaching Learning Center about the D2L Student Orientation for continued improvement.

Note: feel free to inform students of this orientation and the Teaching and Learning Center will be sending an announcement to students on the first day of the semester.

- Teaching Online Certification Self-Paced – D2L10.0 – This has been available in the past by request only. The Teaching and Learning Center has taken the initiative to provide these materials to the faculty “all-the-time”. In addition, the training is required to be completed by those faculty members who teach fully online. However, we are encouraging any faculty using D2L in their courses to take this Self-Paced Training. What is the advantage of taking the Teaching Online Certification Self-Paced? This course contains information on D2L and instructional design that applies to any course, plus once completed you will be certified to teach fully online if necessary.

SELECTING YOUR ROLE

Method 1 – Tab View (Most Common)



My Courses [dropdown arrow]

Role: **Faculty** Training

4168 (.myArea2Learn) [dropdown arrow]

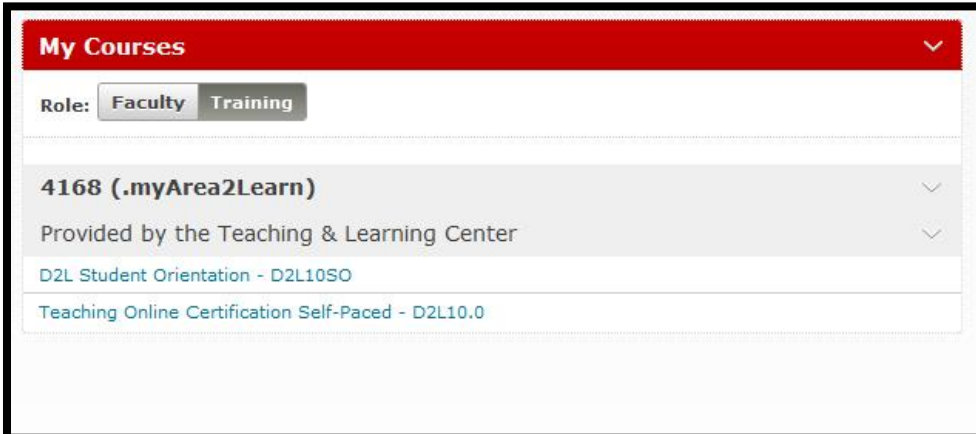
Provided by the Teaching & Learning Center [dropdown arrow]

[myArea2Learn Sandbox](#)

[Self-Paced Training Development](#)

2013 [dropdown arrow]

Fall 2013 [dropdown arrow]



My Courses [dropdown arrow]

Role: Faculty **Training**

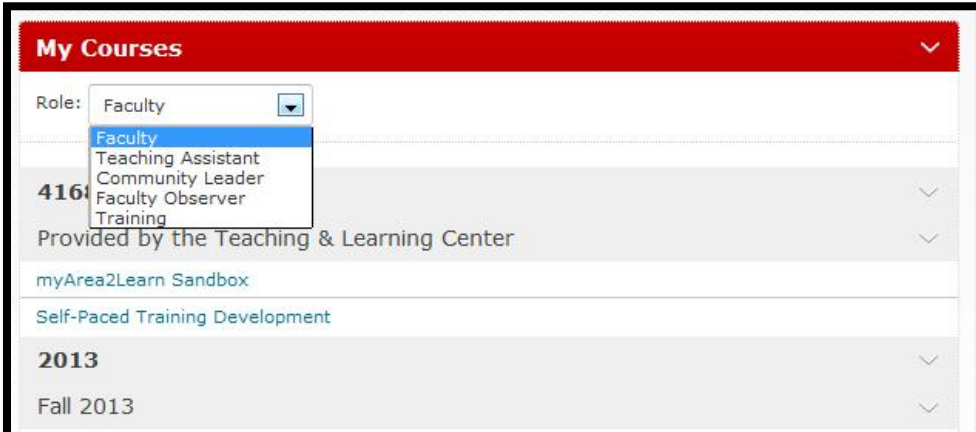
4168 (.myArea2Learn) [dropdown arrow]

Provided by the Teaching & Learning Center [dropdown arrow]

[D2L Student Orientation - D2L10SO](#)

[Teaching Online Certification Self-Paced - D2L10.0](#)

Method 2 – Drop Down Menu



My Courses [dropdown arrow]

Role: Faculty [dropdown arrow]

- Faculty
- Teaching Assistant
- Community Leader
- Faculty Observer
- Training

4168 (.myArea2Learn) [dropdown arrow]

Provided by the Teaching & Learning Center [dropdown arrow]

[myArea2Learn Sandbox](#)

[Self-Paced Training Development](#)

2013 [dropdown arrow]

Fall 2013 [dropdown arrow]